

# **SURFACE MOUNTED**

Data Sheet Document.

---

IP  
20

5Y  
WAR

20-30 W

CRI  
>80

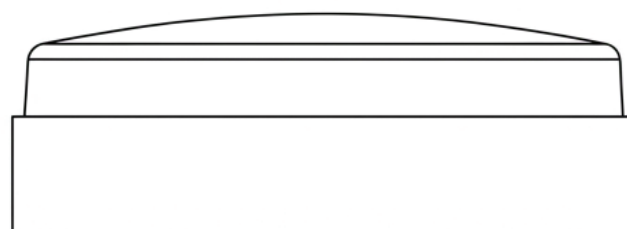

50.000  
HOURS













- 01 | ORDER CODE
- 02 | DIMENSIONS (MM)

- NSL-SRT1-220-20W-XXK-SMD-NS-IP20
- W66 L225



03	GENERAL PROUDUCT DISCRIPTION	High-efficiency surface-mounted LED luminaire offering up to 130 lm/W, designed for offices, government facilities, and residential buildings. Features a sleek circular body and easy installation. Available with an optional motion sensor for enhanced energy savings.							
04	FEATURES	<ul style="list-style-type: none"><li>• The product used as pure light source, using LED technology human and environment friendly, no PB, Hg nor UV.</li><li>• High power saving fixture, no decay and color temperature shift.</li><li>• Can be dimmable (through direct control or via network).</li><li>• A motion Sensor can be added.</li></ul>							
05	TECHNICAL DATA	Input Voltage	220 - 240 V A C						
		Frequency	50 / 60Hz						
		Power Factor	>98%						
		CCT	2700K, 3000K, 4000K, 6000K						
		CRI	>80%						
		LED Efficiency	120-130Lm/W						
		Power Supply	Tridonic / Nassli						
		LED Type	Osram / Bridgelux						
		Materials	Aluminum, PC, & Friendly material						
		Beam Angle	120°						
		Life Time	>50,000 Hour						
		Operating Temp	-20°C to +55°C						
		Storage Temp	-40°C to +65°C						
		Certifications	CE, SELV and ISO						
		Mounting	Surface Mounted						
		IP Rating	IP20						
		Dimmable	On Request						
		Emergency	On Request						
		Warranty	5 Years						
06	APPLICATIONS	It can used for Hotels, Government Building, offices, Meeting Room, Residential Building (villas, palaces, apartment), School collage and University, Hospitals Super Markit.							
									
		General Lighting	Football Field	Street Lamp	Factory Lighting	Green House	Industrial Area	Car Park	Ware house

## 07 PHOTOMETRIC DATA